

Jonathan D. Hall, MD, FACS

Board Certified Plastic Surgeon

The patient decision aid (PDA) for breast augmentation:

This PDA has been developed by the Aesthetic Society of Plastic Surgeons to improve the informed consent process for women 18 years of age and older who are considering breast augmentation for the first time. This written framework is meant to help prepare you to understand the decisions that need to be considered before breast augmentation.

It will help to educate you on the information needed to make the right decision for you

It will help to identify your goals, values, and preferences that are most relevant to each decision and provide you with a framework to clearly communicate them to your plastic surgery team.

Dr Hall recommends that you print this pdf and review it before your first office visit

It is broken down into 5 color coded sections that will help to guide you with such important questions as:

- * **How should you prepare for decision making?**
- * **Is plastic surgery right for you?**
- * **Should you have breast augmentation surgery?**
- * **What questions should you ask your plastic surgeon?**
- * **What are your next steps?**

This has been developed by the Aesthetic Society of Plastic Surgeons to improve the informed consent process for women 18 years of age and older who are considering breast augmentation for the first time.

Making quality decisions about primary breast augmentation surgery

A decision aid to support informed choices that reflect best evidence and what matters most to you

What is the purpose of this decision aid?

This decision aid is designed to **prepare you for decision-making** and to **facilitate shared decision-making with your plastic surgeon**, by helping to:

- *introduce* the **decisions necessary to consider** before primary breast augmentation surgery,
- *educate* you on the **essential information you need to know** to make each decision, and
- *identify your goals, values, and preferences* relevant to each decision and clearly communicate them to your plastic surgery care team.

Who should use this decision aid?

This decision aid is for you if:

- You are a woman age 18 or older, and
- You are considering primary breast augmentation (enlargement) surgery with saline or silicone implants, for cosmetic reasons.
- *Primary* breast augmentation means you have not previously had a breast augmentation surgery.

This decision aid is not for you if:

- You are under the age of 18, or
- You are considering breast implant surgery for:
 - reconstructive purposes after breast cancer surgery,
 - revision of a previous breast augmentation surgery, or
 - gender affirming male-to-female surgery.

Breast implant surgery for reconstructive, revision, or gender affirming reasons have different or additional information essential for decision-making but not covered in this decision aid, including options, risks, benefits, expectations or limitations.

What content is and is not covered in this decision aid?

- This decision aid includes only the information considered essential for all patients to understand before surgery when considering primary breast augmentation surgery.
- This decision aid may not include information important to your individual decision-making process or relevant to your specific situation, such as information about certain treatment options, risks, or tradeoffs. **This decision aid is not a replacement for consultation with a plastic surgeon.**

How should I use this decision aid?

Use this decision aid before and throughout the consultation and informed consent process with your board-certified plastic surgeon. It is structured to help you answer the following questions:

How should I prepare for decision-making?

Is plastic surgery right for me?

Should I have breast augmentation surgery?

What questions should I ask my plastic surgeon?

What are my next steps?

How should I prepare for decision-making?

- Know what is expected of me in decision-making
- Know what information to trust about plastic surgery
- Verify my surgeon is board-certified or eligible by the American Board of Plastic Surgery

Why is it important for me to actively participate in decision-making?

My plastic surgeon cannot read my mind to know what I do and do not want. Actively participating in decision-making means I need to know and clearly communicate with my plastic surgery care team:

- my specific concerns and goals for the result I want to achieve
- my values based on what risks and benefits matter most to me

Making sure my plastic surgeon and I have a clear understanding of my goals, values, and preferences can **reduce my risk of being unhappy with my surgical results.**

How do I know what information to trust when reading about plastic surgery?



5 key quality checks for appraising health information:

1. **Author and qualifications.** Who wrote the information? Are qualifications listed describing why they are credible to speak on the topic?
2. **Up-to-date.** Is a “date last reviewed” provided? Is the date within the past year?
3. **Evidence-based.** Is a reference list included to the sources of evidence used to support the information? Are the sources credible?
4. **Unbiased.** Are both pros and cons discussed equally? Does the author or publisher have a financial, or other, conflict of interest in how you use the information or your ultimate decisions? If so, is the conflict(s) disclosed?
5. **Useful.** Does the information answer your question? Does it make sense? Can you easily apply what you have learned to your decision-making?

Consider using the HONcode eGuide for Health Consumers [website evaluation tool](#).



- Use the American Board of Plastic Surgery (ABPS) website [surgeon search tool](#) to verify board certification status
- Review [FAQs](#) about board certification

A **board-eligible** plastic surgeon has successfully completed the required training in plastic surgery (residency) and has an approved application by the ABPS to enter the board-certification process.

How should this inform your decision-making?

- Surgeon technique and judgement can increase or decrease your risk of complications.
- If your surgeon is not board-certified or board-eligible by the American Board of Plastic Surgery, he or she may not have completed the pre-requisite training needed to safely perform plastic surgery.


Is plastic surgery right for me?

- Understand the general risks of surgery
- Consider factors that increase my risk of surgery and how I can reduce my risks

All surgery has important risks to consider. Some risks are general to surgery and others are specific to the type of surgery. The information presented in this patient decision aid does not include all possible risks, but rather the risks considered essential for all patients to understand before undergoing primary breast augmentation surgery.

General risks of surgery

include **anesthesia risks, deep vein thrombosis (DVT) and pulmonary embolism (PE).**

| | |
|---|--|
| Risk factors | <ul style="list-style-type: none">• Smoking, or having a history of smoking, increases your general risk of surgery.• Carefully review your medical and social history with your plastic surgery care team to identify and address any potential risk factors that may impact the safety of your surgery and your ultimate cosmetic result. |
|  Learn more about common risk factors, signs and symptoms, and how to prevent deep vein thrombosis (DVT) and pulmonary embolism (PE). | |

Should I have breast augmentation surgery?

- Clarify my cosmetic concerns, goals, and preferences
- Set realistic expectations for breast augmentation surgery and implants
- Identify the decisions, options, and what matters most to me when weighing the pros & cons

Why am I considering breast augmentation surgery?

Work through the following questions to clarify your cosmetic breast concerns, goals, and preferences.

What are my cosmetic breast concerns? Check all that apply to you.

My breasts are:

- Too small
- Not as **firm** as when I was younger
- Not proportionate with my body
- Not as **full** as when I was younger
- Deflated after pregnancy or breastfeeding
- Other cosmetic breast concern or concerns (please specify): _____
- Uneven

What goals do I hope to achieve with primary breast augmentation? Check all that apply to you.

- Have a more balanced figure
- Increase the size of my breasts
- Make my breasts more symmetrical

Restore volume:

- Lost with aging
- After weight loss
- After pregnancy or breastfeeding

Feel more:

- Attractive
- Confident naked
- Feminine
- Confident in how clothes fit
- Other (please specify): _____

Continued on the next page.

What are my preferences for how I want my breasts to look & feel after surgery?

How **full** do I want my breasts to **look** after breast augmentation?

Check your **preference**:



minimal fullness



moderate fullness



maximum fullness

Source: Adapted from William P. Adams Jr. MD 2019 "Breast Education Guide & Preferences"

How **natural** do I want my breasts to **feel**?

Check how much it matters to you that your implants **feel natural**:

Not important

Very important

① ② ③ ④ ⑤ ⑥ ⑦



It may be helpful to review **before-and-after photos** to get a general idea of what you do and do not like. Look for a before-and-after gallery on your plastic surgeon's website or ask their office. Choose photos of results with a similar body type to you.

I have a photo example of what I want my breasts to look like after surgery: Yes No

What do I need to know when deciding if breast augmentation surgery is right for me?

Check items that you feel are most important to your decision-making process.

General risks of breast augmentation surgery include:

| | |
|---|---|
| Bleeding, hematoma (a collection of blood), and infection | |
| Potential consequences | <ul style="list-style-type: none"> • May require additional surgery (reoperation) • Reoperations have additional risks. There are certain situations that require implants to be removed but not replaced. • Complications following surgery may not be covered by your health insurance. |
| How to reduce your risk | <ul style="list-style-type: none"> • Follow your plastic surgeon's pre- and postoperative instructions and activity restrictions. • Identify and address with your plastic surgery care team any risk factors specific to your medical history and lifestyle. |
| Change in nipple sensation including increased, decreased, or complete loss of sensation | |
| Potential consequences | <ul style="list-style-type: none"> • Nipple sensation changes may be temporary or permanent. |

❑ There are known and unknown risks of breast implants.

A **known, or true, risk** is defined and supported by scientific evidence of causation. A key example is *breast-implant associated anaplastic large cell lymphoma (BIA-ALCL)* with textured implants.

An **unknown, or poorly understood, risk** is **not** supported by scientific evidence of causation, but may still be a consideration for some patients. These risks **may or may not** be defined. For example, a wide spectrum of *systemic symptoms* have been reported by some women with both saline and silicone, smooth and textured surfaced breast implants. The true relationship between breast implants and these systemic symptoms has yet to be scientifically defined.

Current research shows that silicone gel breast implants **do not** increase your risk of *autoimmune illnesses* nor *connective tissue diseases*. However, breast implant manufacturers are required to list them as possible risks in the directions for use of breast implants.

❑ Breast implants are not lifetime devices

It is likely you will need additional surgery related to your implants at some point in your lifetime.

Continue to follow-up with your plastic surgeon as recommended for **implant monitoring and maintenance** and if you experience any implant-related issues or concerns.

Expect future out-of-pocket expenses

- Health insurance plans likely will not cover any expenses related to your breast implants, including for any complications.
- Available financial assistance programs include implant manufacturer warranties and surgeon-specific cosmetic complication insurance.

Long-term considerations

- Breast implants may impact breast cancer surveillance.
- Continue routine screening as recommended by your doctor.

Reoperations for implant maintenance is expected and is not a complication.

❑ What implants can and cannot do.

Implants increase breast size and expand the breast envelope. Minimal breast ptosis (drooping or sagging) can often be corrected with implants, but implants will **not** correct significant skin laxity or severe ptosis. There may be alternative or combination procedures for you to consider.

- A **breast lift (mastopexy)** may be appropriate to consider to reshape or lift the breasts.
- While not interchangeable with breast implants because the results are less predictable, **fat grafting** may be a reasonable alternative or addition to implants to add breast volume.
- **Not having surgery is an option.** Padded bras and inserts can be used to give the appearance of larger breasts without surgery.

Alternative or combination procedures have different or additional risks to consider beyond what is presented in this decision aid.

❑ Your cosmetic result is directly related to your anatomy.

Understanding the limitations of your specific breast and chest wall characteristics is a key component of good preoperative planning and can help you to set realistic expectations.

Asymmetry

- 100% of women have differences between their breasts (such as in size, nipple position, inframammary fold position, or chest wall anatomy).
- These differences will **not** be corrected, and breasts will never match.

Cosmetic dissatisfaction

- You can **expect** that your results will change over time as your body changes, for example with pregnancy, weight change, and normal aging.
- Satisfaction with your implants may change over time and is not a complication.

Implant style decisions

For each option, check if you have a preference.

Decision #1: Implant fill

Options:

FDA-approved for:

Key risk of implant rupture or deflation

Why is this important?

There is more than one type of silicone and saline implants.

Implant style options vary by manufacturer.

Why is this important?

Key benefit

Silicone

Women ages 22 and older

Risk of “silent” rupture, meaning you and your surgeon will likely not be able to tell the implant is ruptured just by looking at or feeling the implant.

- Additional monitoring is needed with imaging tests, such as MRI or ultrasound, periodically over the lifetime of the implant.
- The cost of imaging tests will most likely be out-of-pocket.

Silicone options

There are a range of silicone gel types and styles that range in cohesivity, or consistency, of the implant that vary by manufacturer.

- Less cohesive** silicone gel implants feel more natural; the implant volume is positional, similar to the behavior of a natural breast.
- Highly cohesive**, form-stable, implants maintain their shape.

Sientra **Mentor** **Allergan**

Saline

Women ages 18 and older

Saline implants will deflate partially or completely if ruptured, so you will know by looking at or feeling implants.

- No additional monitoring is needed beyond following up with your board-certified plastic surgeon.

Saline options

Traditional

Implant is placed deflated and then filled with sterile saline solution, allowing for a smaller incision and minor volume adjustment

Structured

An inner and outer shell structures how the sterile saline solution fills the implant for a different feel compared to traditional saline

Mentor
 Allergan

Ideal Implant

Different implants have different risks. Implant manufacturers use different terms to describe their portfolio of implant styles and different methods for collection and reporting of risk data. Specific risk probabilities are not listed in this decision aid because available data does not allow for direct comparison of different implants and their risks across manufacturers.

Review current [FDA: Labeling for Approved Breast Implants](#) to learn more.

Discuss with your plastic surgeon which implant fill option will best meet your desired preference for how you want your breasts to **feel**.

Decision #2: Implant shape

Options:

Key risk of implant rotation or displacement

Why is this important?

Key benefit

Anatomic

- Risk of implant rotation or displacement
- Anatomic implants are textured to reduce this risk.

If a breast implant rotates or becomes displaced your breasts will change shape or become noticeably asymmetric and may require surgical correction.

Discuss with your plastic surgeon which implant shape option will best meet your desired preference for how **full** you want your breasts to **look**.

Round

- No concern of implant rotation, you will not be able to tell any difference.
- There **is** a possibility for round implants to become displaced or flipped in relation to the pocket.

Decision #3: Implant shell

Options:

Key risk of breast implant associated anaplastic large cell lymphoma (BIA-ALCL)

Textured

- All textured implants have an association with ALCL.
- There is an increased risk with high degree of texturing and lower risk with lower degree of texturing.
- Macrotextured devices carried the highest risk and are now no longer available.

Smooth

- No known risk of BIA-ALCL with smooth implants

Why is this important?

- 80% of BIA-ALCL cases present with an enlargement of one or both breasts, called a seroma. Other (less common) symptoms are breast lumps, hardness of the breast, pain, and skin rash on the breast.
- All patients diagnosed promptly have been cured; however, more advanced cases and patient deaths have occurred.
- Treatment typically involves removing the implant and surrounding scar capsule, but may include other therapies such as chemotherapy or radiation.
- Continue to follow-up with your plastic surgeon for the lifetime of the implant.
- Review the [FDA: Questions and Answers about Breast Implant-Associated Anaplastic Large Cell Lymphoma \(BIA-ALCL\)](#) for more information.

Key benefit

This decision is related to Decision #2: Implant shape. Discuss with your plastic surgeon your desired preference for how **full** you want your breasts to **look** and whether textured or smooth implants are right for you.

How do I choose the right size?


Sizing methods

During your consultation, the plastic surgeon will take measurements of your breasts and chest. Using a variety of methods, the plastic surgeon can help guide you to select the right size implant for you.

Key risk of reoperation for cosmetic reasons

- Reoperations for cosmetic reasons include implant style or size change.
- **Reoperations carry additional risks.**
- Reduce this risk by carefully selecting with your plastic surgeon an implant size, projection, and style that fits with your body and your goals.

Advisory of increased risks with oversized implants. Risk of cervical spine changes, back/neck pain.

 Learn more about the [risks and complications of breast implants](#). This resource from the FDA includes a glossary of risks and photo examples of capsular contracture and saline implant deflation as well as links to additional information and resources about breast implants.

Notes and additional quality information resources:

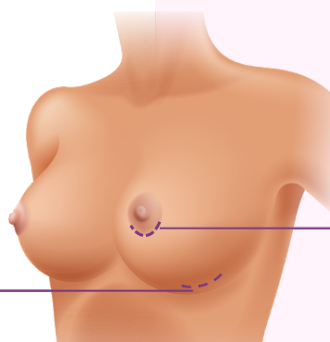
Decision #1: Incision location*

Options:

*Your plastic surgeon may discuss other incision locations than the 2 options described here if appropriate for you, such as transaxillary (through the armpit).

Key risk of capsular contracture

Why is this important?



Inframammary fold
(under the breast)

Periareolar
(around the areola)

Decreased risk of capsular contracture with **inframammary fold incision**

- Capsular contracture can lead to hardening of the affected breast, pain, and an unnatural appearance; may require additional surgery depending on severity.
- Signs and symptoms of capsular contracture may mimic other issues, such as implant displacement, BIA-ALCL, or ptosis. Reducing the risk of capsular contracture can help to avoid confusion or unnecessary alarm about other risks.

Increased risk of capsular contracture with **periareolar incision**

Decision #2: Placement plane (pocket selection)

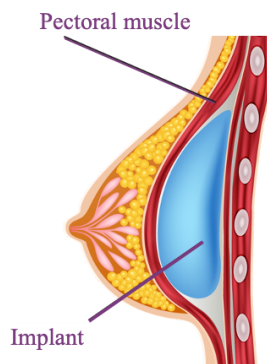
Options:

Key risk of capsular contracture

Implant texturing may reduce this risk

Key risks of seeing or feeling the implant in a way that is not cosmetically desirable and implant wrinkling or rippling

Why is this important?



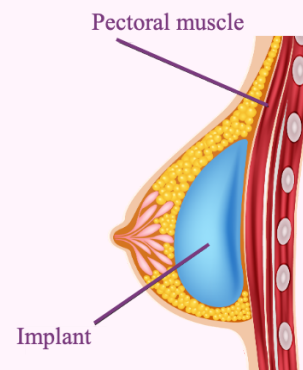
Subpectoral (under the chest muscle)

Decreased risk of capsular contracture

There is no difference in risk of capsular contracture with textured or smooth implants when placed subpectoral

Breast animation deformity may occur with subpectoral placement. The degree of implant distortion depends on the thickness and position of your chest muscle and the amount of muscle coverage of the implant.

- Subpectoral placement may not be possible if you are a bodybuilder.
- Discuss your lifestyle and activity level with your plastic surgeon.



Subglandular (over the chest muscle)

May have **increased risk** of capsular contracture

Using textured implants may help reduce the risk of capsular contracture when placing implants subglandular

Your skin and breast tissue characteristics impact the likelihood of seeing or feeling the implant in a way that is not cosmetically desirable, including implant wrinkling or rippling.

- This risk may be increased if you have thin skin or breast tissue.
- Discuss how your skin, breast and chest anatomy will impact your ultimate result with your surgeon.

What else do I need to prepare for decision-making?

Find out how well this decision aid helped you learn the key facts. Check the best answer.

- The risk of breast implant associated anaplastic large cell lymphoma (BIA-ALCL) is associated with:
 Textured implants Smooth implants I am not sure
- Unless I experience a complication, it is unlikely that I will need to have another surgery related to my breast implants during my lifetime.
 True False I am not sure
- My plastic surgeon and I may not be able to tell if ___ implants rupture just by looking at or feeling my breasts.
 Saline Silicone Both saline and silicone I am not sure
- After undergoing primary breast augmentation surgery, additional **out-of-pocket** costs may include: (Check all that apply)
 Image screening tests for implant monitoring, such as MRI or ultrasound
 Reoperation(s), one or more repeat surgery related to my breast implants
 There are no further expenses beyond my initial breast augmentation surgery, everything else is covered by insurance and the breast implant warranty
 I am not sure
- The true relationship between breast implants and a wide spectrum of systemic symptoms reported by some women with breast implants has yet to be scientifically defined.
 True False I am not sure
- My board-certified plastic surgeon can correct any asymmetry I have with implants so that my breasts are symmetric after surgery.
 True False I am not sure
- Capsular contracture is a risk of breast augmentation that can lead to what?

 I am not sure
- If ___ implants rupture, my plastic surgeon and I will be able to tell by looking at or feeling my breasts.
 Saline Silicone Both saline and silicone I am not sure
- How will implants change your breasts? (Check all that apply.)
 Make them larger Lift them Make them a different shape I am not sure

Check your answers for the key facts:

- Textured implants, 2. False, 3. Silicone, 4. Image screening tests and reoperations, 5. True, 6. False, 7. Hardening of the affected breast, pain, and an unnatural appearance; commonly requires surgery, 8. Saline, 9. Make them larger.

What questions should I ask my plastic surgeon?

- Consultation guide

| | Key risks and considerations Check <input checked="" type="checkbox"/> what risks matter most to you | Notes |
|--|--|-------|
| Am I a good candidate for plastic surgery? | General risks of surgery: <input type="checkbox"/> Anesthesia risks <input type="checkbox"/> DVT/PE | |
| | Do I have any specific risk factors in my medical or social history? | |
| Is breast augmentation the right decision to address my cosmetic concerns? | General risks of breast augmentation surgery: <input type="checkbox"/> Bleeding <input type="checkbox"/> Hematoma <input type="checkbox"/> Infection <input type="checkbox"/> Reoperation for complication <input type="checkbox"/> Reoperation requiring removal without replacement <input type="checkbox"/> Nipple sensation changes | |
| | <ul style="list-style-type: none"> • Should I consider any alternative or combination procedures to best address my cosmetic breast concerns? • If so, what different or additional risks do I need to know? | |
| Which implants will best help me to achieve my goals? | How will my specific breast and chest wall anatomy and tissue characteristics impact my cosmetic result? Patient-dependent risks and tradeoffs: <input type="checkbox"/> Asymmetry (preexisting [persistent] or new) <input type="checkbox"/> Ability to see or feel the implant in a way that is not cosmetically desirable <input type="checkbox"/> Implant wrinkling or rippling | |
| | Implant styles vary by manufacturer, and different implants have different risks & benefits Implant-dependent risks and tradeoffs: <input type="checkbox"/> Implant rupture or deflation <input type="checkbox"/> BIA-ALCL <input type="checkbox"/> Capsular contracture <input type="checkbox"/> Implant rotation or displacement Is my activity level a concern? (such as body-building) | |
| What size is right for me? | Decision-dependent risks and tradeoffs: <input type="checkbox"/> Reoperation for cosmetic size exchange | |
| Are my goals realistic? | What results can I reasonably expect? Decision-dependent risks and tradeoffs: <input type="checkbox"/> Cosmetic dissatisfaction <input type="checkbox"/> Reoperation for cosmetic style exchange | |
| How likely are complications? | Complications are surgeon-specific. This icon array tool can help you and your plastic surgeon talk about risks that matter most to you. | |

What are my next steps?

- Am I clear about what is expected of me and about what matters most to me?

Before scheduling surgery

1. Am I clear about what to expect before, the day of, and immediately after surgery?

- Postoperative expectations (e.g., pain) and restrictions (e.g., exercise)
 - After surgery, you will be given a **Device Identification Card** that contains your implants unique identifier number. It is important to keep this card for your records because if you experience any issues with your implants this information should be shared with your health care provider and the implant manufacturer.
- I have received pre- and postoperative instructions from my plastic surgeon

2. What are my financial responsibilities, both now and in the future?

| | |
|--|---|
| What am I responsible for <u>now</u> ? | <input type="checkbox"/> Quote for cost of surgery |
| What will I, or could I, be responsible for in the <u>future</u> ? | <ul style="list-style-type: none">■ Expected out-of-pocket costs associated with implant surveillance (silicone) and maintenance (all implants)■ Possible out-of-pocket costs if I experience a complication following surgery |
| What <u>financial assistance</u> is available? | <input type="checkbox"/> Implant manufacturer warranty <input type="checkbox"/> Cosmetic complication insurance |

3. Find out how comfortable you feel about deciding.

| | Yes | No |
|---|--------------------------|--------------------------|
| 1. Do you know the benefits and risks of each option? | <input type="checkbox"/> | <input type="checkbox"/> |
| 2. Are you clear about which benefits and risks matter most to you? | <input type="checkbox"/> | <input type="checkbox"/> |
| 3. Do you have enough support and advice to make a choice? | <input type="checkbox"/> | <input type="checkbox"/> |
| 4. Do you feel sure about the best choice for you? | <input type="checkbox"/> | <input type="checkbox"/> |

(The SURE Test © O'Connor & Légaré, 2008)

- If you answered 'No' to any of these, you are not ready to make a decision. Consider the following suggested activities to try based on your specific decision-making needs and discuss with your plastic surgery care team.

Need more information? Review the additional quality information resources linked throughout this decision aid, and ask your plastic surgery care team for additional resources specific to your informational needs:

Unsure what matters most to you? Work through this decision aid again with your plastic surgery care team, a trusted friend, family member, or significant other.

Need more support? List your support concerns and discuss with your plastic surgery care team:

- If you answered 'Yes' to all of these, you are ready to make a decision.

Confirm your decision

I have decided to **proceed** with primary breast augmentation surgery with the following specifications:

Fill:

- Silicone
- Traditional saline
- Structured saline

Shape:

- Round
- Anatomic

Shell:

- Smooth
- Textured

Manufacturer:

- Sientra Ideal Implant
- Allergan Mentor

Style #:

Placement:

- Subpectoral
- Subglandular

Incision location:

- IMF
- Periareolar

Size:

Left: _____ cc
Right: _____ cc

Other specification (if applicable):

I have decided to **decline** primary breast augmentation surgery.

Considering your decisions selected above, please answer the following questions:

| | Strongly Agree | Agree | Neither Agree nor Disagree | Disagree | Strongly Disagree |
|---|--------------------------|--------------------------|----------------------------|--------------------------|--------------------------|
| 1. I feel I have made an informed choice. | <input type="checkbox"/> | <input type="checkbox"/> | <input type="checkbox"/> | <input type="checkbox"/> | <input type="checkbox"/> |
| 2. My decision shows what is important to me. | <input type="checkbox"/> | <input type="checkbox"/> | <input type="checkbox"/> | <input type="checkbox"/> | <input type="checkbox"/> |
| 3. I expect to stick with my decision. | <input type="checkbox"/> | <input type="checkbox"/> | <input type="checkbox"/> | <input type="checkbox"/> | <input type="checkbox"/> |
| 4. I am satisfied with my decision. | <input type="checkbox"/> | <input type="checkbox"/> | <input type="checkbox"/> | <input type="checkbox"/> | <input type="checkbox"/> |

(Effective Decision Subscale of the Decisional Conflict Scale © AM O'Connor, 1993, revised 2005)

Patient Acknowledgement of Informed Consent

- I confirm my decision and voluntarily give my consent to undergo **primary breast augmentation surgery** with the specifications detailed on this form.
- I authorize _____ and assistants to perform the procedure.
- I understand and accept the possibility of unforeseen circumstances that require other procedures not described on this form. I voluntarily give my consent and authorize my surgeon and assistants to perform such procedures as deemed necessary based on the professional medical judgement of my surgeon to save my life or to prevent serious harm to my health.
- I confirm my acceptance and voluntarily consent to be photographed or recorded before, during, and after surgery for the purposes of medical documentation.
- I authorize the release of my protected health information for the purposes of medical device registration and registry reporting.
- I actively participated in a shared decision-making informed consent process with my plastic surgeon and plastic surgery care team as demonstrated in this decision aid and informed consent workbook.

PATIENT SIGNATURE

PATIENT PRINTED NAME

DATE

Surgeon Acknowledgement of Informed Consent

I confirm my agreement with the decision detailed above and agree to perform the procedure as authorized.

SURGEON SIGNATURE

SURGEON PRINTED NAME

DATE

| | |
|--|--|
| Author: | Chelsea O. Hagopian, DNP ^a (nursing and shared decision-making) |
| Research committee: | Teresa B. Ades, DNP (nursing and health literacy); Thomas M. Hagopian, MD, Erik M. Wolfswinkel, MD, and W. Grant Stevens, MD (plastic surgery) |
| Expert medical review: | Laurie A. Casas, MD, FACS ^b , Melinda Haws, MD ^c , William P. Adams Jr., MD ^a , Caroline Glicksman, MD, MSJ ^d , Michael Bradley Calobrace, MD, FACS ^a , Patricia McGuire, MD ^e , Clark Schierle, MD, PhD, FACS ^a , Kent K. Higdon, MD ^a (plastic surgery) |
| Disclosures: | ^a No disclosures; ^b Sientra Post Approval Study Clinical Investigator Since 2012; ^c Educator Sientra, business advisory board realself, Allergan collaboration; ^d Medical Director Motiva Breast Implant Clinical Trial; ^e Consultant Allergan, Establishment Labs, Hans Biomed Clinical investigator Motiva US FDA Clinical trials |
| Funding supported by: | The Aesthetic Society. |
| Developer contact information For any questions or concerns about the content or development of this patient decision aid, please contact the author directly at chelsea.hagopian@alumni.emory.edu . | |

Development and design [†]

Hagopian CO, Hagopian TM, Wolfswinkel EM, Ades TB, Stevens WG. Development and preliminary evaluation of a patient decision aid to replace traditional informed consent documents for primary breast augmentation surgery [unpublished manuscript; not yet submitted for peer-review].

[†]An overview of the development process and design with recommendations is included as an appendix for convenience of review.

Content informed by

Hagopian CO, Ades TB, Hagopian TM, Wolfswinkel EM, Stevens WG. Attitudes, beliefs, and practices of aesthetic plastic surgeons regarding informed consent. *Aesthet Surg J.* 2020;40(4):437-447.

Hagopian CO, Hagopian TM, Wolfswinkel EM, Ades TB, Stevens WG. An expert consensus study for informed consent in primary breast augmentation surgery [accepted 2020-08-13 for publication in *Aesthet Surg J*].

Hagopian CO, Hagopian TM, Wolfswinkel EM, Ades TB, Stevens WG. Behaviors and perspectives of women considering primary breast augmentation surgery relevant to decision-making and informed consent [unpublished manuscript; not yet submitted for peer-review].

Breast Device Collaborative Community (BDCC). Jamee Cook, Raylene Hollrah, Mindy Haws MD, Lisa Schlager, Pat McGuire MD, Andrea Pusic MD, Madris Tomes, Debra Johnson MD, William P. Adams Jr. MD, Rosalyn d'Incelli, Kourtney Cavallio, Raina Dauria, Robert Hamas MD. Implant Checklist Submitted FDA 10-2019, 2-1-2020. This checklist was used to cross-check the PDA for content comprehensiveness. BDCC functions to bring together stakeholders with diverse perspectives to address challenges and concerns surrounding breast implants and related topics for the FDA.

Additional content contributors

The following contributors are board-certified plastic surgeons who participated in a follow-up survey of active members of the American Society for Aesthetic Plastic Surgery (ASAPS) exploring current practices for confirming patient comprehension before primary implant-based breast augmentation surgery conducted to further inform the content of this decision aid. Additional survey participants chose to remain anonymous.

Benjamin Van Raalte, MD; David J. Levens, MD; Robert Grant, MD; Brian J Lee, MD; Elsa Raskin, MD; Scott Greenberg, MD; William Bull, MD; Jubert Sanches, MD; Melinda Haws, MD; Diane Colgan, MD; Winston Santos, MD; Robert Zubowski, MD; Paul Weiss, MD; Kent V Hasen, MD; Hisham Seify, MD; Tiffany McCormack, MD; Thomas George Fiala, MD; Mike Burgdorf, MD; Michael Bogdan, MD; Mark Jewell, MD; Susan MacLennan, MD; Tracy Pfeifer, MD; Emily Hartmann, MD; Roberta L Gartside, MD

Additional references and hyperlinked content, by section

How should I prepare for decision-making?

Adams WP, Small KH. The process of breast augmentation with special focus on patient education, patient selection and implant selection. *Clin Plast Surg*. 2015;42(4):413-426. doi:10.1016/j.cps.2015.06.001

Adams WP, Culbertson EJ, Deva AK, et al. Macrot textured breast implants with defined steps to minimize bacterial contamination around the device: Experience in 42,000 implants. *Plast Reconstr Surg*. 2017;140(3):427-431.

Mioton LM, Buck DW, Gart MS, Hanwright PJ, Wang E, Kim JY. A multivariate regression analysis of panniculectomy outcomes: Does plastic surgery training matter? *Plast Reconstr Surg*. 2013;131(4):604e-12e.

Links

HONcode Health website evaluation tool (<https://www.hon.ch/HONcode/Patients/HealthEvaluationTool.html>)

American Board of Plastic Surgery (ABPS) verify certification surgeon search tool (<https://www.abplasticsurgery.org/public/verify-certification/VerifyCert?section=SurgeonSearch>)

American Board of Plastic Surgery (ABPS) FAQs about board certification (<https://www.abplasticsurgery.org/public/faqs/>)

Is plastic surgery right for me?

Fu RH, Toyoda Y, Li L, Baser O, Rohde CH, Otterburn DM. Smoking and postoperative complications in plastic and general surgical procedures: A propensity score-matched analysis of 294,903 patients from the national surgical quality improvement program database from 2005 to 2014. *Plast Reconstr Surg*. 2018;142(6):1633-1643. doi:10.1097/PRS.0000000000005008

Theocharidis V, Katsaros I, Sgouromallis E, et al. Current evidence on the role of smoking in plastic surgery elective procedures: A systematic review and meta-analysis. *J Plast Reconstr Aesthetic Surg JPRAS*. 2018;71(5):624-636. doi:10.1016/j.bjps.2018.01.011

Hanemann MS, Grotting JC. Evaluation of preoperative risk factors and complication rates in cosmetic breast surgery. *Ann Plast Surg*. 2010;64(5):537-540. doi:10.1097/SAP.0b013e3181cdabf8

Links

Centers for Disease Control and Prevention (CDC) What is Venous Thromboembolism? (<https://www.cdc.gov/ncbddd/dvt/facts.html>)

Should I have breast augmentation surgery?

Why am I considering breast augmentation surgery?

Mundy LR, HomaK, Klassen AF, PusicAL, Kerrigan CL. Normative data for interpreting the BREAST-Q: augmentation. *Plast Reconstr Surg*. 2017;139(4):846-853. doi:10.1097/PRS.0000000000003186

Links

William P. Adams Jr. MD 2019 Breast Education Guide & Preferences (<http://www.dr-adams.com/wp-content/uploads/2019/03/Breast-Education-Guide.pdf>)

What should I know when deciding if breast augmentation surgery is right for me?

Wan D, Rohrich RJ. Modern primary breast augmentation: Best recommendations for best results. *Plast Reconstr Surg*. 2018;142(6):933e. doi:10.1097/PRS.0000000000005050

Schwartz MR. Evidence-based medicine: Breast augmentation. *Plast Reconstr Surg*. 2017;140(1):109e. doi:10.1097/PRS.0000000000003478

Adams WP, Bengston BP, Glicksman CA, et al. Decision and management algorithms to address patient and food and drug administration concerns regarding breast augmentation and implants. *Plast Reconstr Surg*. 2004;114(5):1252-1257. doi:10.1097/01.prs.0000136801.24005.d1

Ducic I, Zakaria HM, Felder JM, Fantus S. Nerve injuries in aesthetic breast surgery: Systematic review and treatment options. *Aesthet Surg J*. 2014;34(6):841-856. doi:10.1177/1090820X14536726

Magnusson MR, Cooter RD, Rakhorst H, McGuire PA, Adams WP, Deva AK. Breast implant illness: A way forward. *Plast Reconstr Surg*. 2019;143(3S A Review of Breast Implant-Associated Anaplastic Large Cell Lymphoma):74S-81S. doi:10.1097/PRS.00000000000005573

McGuire PA, Haws MJ, Nahai F. Breast implant illness: How can we help? *Aesthet Surg J*. 2019;39(11):1260-1263. doi:10.1093/asj/sjz227

Center for Devices and Radiological Health (CDRH). Systemic Symptoms (Breast Implant Illness (BII)). Risks and Complications of Breast Implants. Published May 2, 2019. Accessed June 21, 2019. <http://www.fda.gov/medical-devices/breast-implants/risks-and-complications-breast-implants>.

Voglimacci M, Garrido I, Mojallal A, et al. Autologous fat grafting for cosmetic breast augmentation: A systematic review. *Aesthet Surg J*. 2015;35(4):378-393. doi:10.1093/asj/sjv030

Wurzer P, Hundeshagen G, Cambiaso-Daniel J, et al. Lessons learned from breast implant registries: A systematic review. *Ann Plast Surg*. 2019;83(6):722-725. doi:10.1097/SAP.0000000000001907

What are my implant options?

Links

U.S. Food and Drug Administration (FDA) Risks and Complications of Breast Implants (<https://www.fda.gov/medical-devices/breast-implants/risks-and-complications-breast-implants>)

Saline or silicone implants?

Spear SL, Jespersen MR. Breast implants: Saline or silicone? *Aesthet Surg J*. 2010;30(4):557-570. doi:10.1177/1090820X10380401

Handel N, Garcia ME, Wixtrom R. Breast implant rupture: Causes, incidence, clinical impact, and management. *Plast Reconstr Surg*. 2013;132(5):1128-37. doi: 10.1097/PRS.0b013e3182a4c243.

Links

U.S. Food and Drug Administration (FDA) Labeling for Approved Breast Implants (<https://www.fda.gov/medical-devices/breast-implants/labeling-approved-breast-implants>)

Round or anatomic implants?

Cheng F, Cen Y, Liu C, Liu R, Pan C, Dai S. Round versus anatomical implants in primary cosmetic breast augmentation: A meta-analysis and systematic review. *Plast Reconstr Surg*. 2019;143(3):711-721. doi:10.1097/PRS.00000000000005371

Sieber DA, Stark RY, Chase S, Schafer M, Adams WP. Clinical evaluation of shaped gel breast implant rotation using high-resolution ultrasound. *Aesthet Surg J*. 2017;37(3):290-296. doi:10.1093/asj/sjw179

Moliver CL, Sanchez ER, Kaltwasser K, Sanchez RJ. A muscular etiology for medial implant malposition following subpectoral augmentation. *Aesthet Surg J*. 2015;35(7):NP203-NP210. doi:10.1093/asj/sjv072

Textured or smooth implants?

Calobrace MB, Schwartz MR, Zeidler KR, Pittman TA, Cohen R, Stevens WG. Long-term safety of textured and smooth breast implants. *Aesthet Surg J*. 2018;38(1):38-48. doi:10.1093/asj/sjx157

Shaully O, Gould DJ, Patel KM. Microtexture and the cell/biomaterial interface: A systematic review and meta-analysis of capsular contracture and prosthetic breast implants. *Aesthet Surg J*. 2019;39(6):603-614. doi:10.1093/asj/sjy178

Danilla SV, Jara RP, Miranda F, et al. Is banning texturized implants to prevent breast implant-associated anaplastic large cell lymphoma (BIA-ALCL) a rational decision? A meta-analysis and cost-effectiveness study. *Aesthet Surg J*. November 2019. doi:10.1093/asj/sjz343

Ghosh T, Duncavage E, Mehta-Shah N, McGuire PA, Tenenbaum M, Myckatyn TM. A cautionary tale and update on breast implant-associated anaplastic large cell lymphoma (BIA-ALCL). *Aesthet Surg J*. January 2020. doi:10.1093/asj/sjz377

Collett DJ, Rakhorst H, Lennox P, Magnusson M, Cooter R, Deva AK. Current risk estimate of breast implant-associated anaplastic large cell lymphoma in textured breast implants. *Plast Reconstr Surg*. 2019;143(3S A Review of Breast Implant-Associated Anaplastic Large Cell Lymphoma):30S-40S. doi:10.1097/PRS.00000000000005567

Links

U.S. Food and Drug Administration (FDA) Questions and Answers about Breast Implant-Associated Anaplastic Large Cell Lymphoma (BIA-ALCL)

(<https://www.fda.gov/medical-devices/breast-implants/questions-and-answers-about-breast-implant-associated-anaplastic-large-cell-lymphoma-bia-alcl>)

How do I choose the right size?

Adams WP Jr, Mckee D. Matching the implant to the breast: A systematic review of implant size selection systems for breast augmentation. *Plast Reconstr Surg*. 2016;138(5):987. doi:10.1097/PRS.0000000000002623

Nicoletti G, Mandrini S, Finotti V, et al. Objective clinical assessment of posture patterns after implant breast Augmentation. *Plast Reconstr Surg*. 2015;136(2).

What are my surgical approach options?

Implant placement: Above or below the muscle?

Liu X, Zhou L, Pan F, Gao Y, Yuan X, Fan D. Comparison of the postoperative incidence rate of capsular contracture among different breast implants: A cumulative meta-analysis. *PloSOne*. 2015;10(2):e0116071. doi:10.1371/journal.pone.0116071

Alnaif N, Safran T, Viesel-Mathieu A, Alhalabi B, Dionisopoulos T. Treatment of breast animation deformity: A systematic review. *J Plast Reconstr Aesthetic Surg JPRAS*. 2019;72(5):781-788. doi:10.1016/j.bjps.2019.02.025

Incision location: Inframammary fold or periareolar?

Li S, Chen L, Liu W, Mu D, Luan J. Capsular contracture rate after breast augmentation with periareolar versus other two (inframammary and transaxillary) incisions: A meta-analysis. *Aesthetic Plast Surg*. 2018;42(1):32-37. doi:10.1007/s00266-017-0965-1

What else do I need to prepare for decision-making?

Hagopian CO, Hagopian TM, Wolfswinkel EM, Ades TB, Stevens WG. An expert consensus study for informed consent in primary breast augmentation surgery [unpublished manuscript; submitted for peer-review 2020-02-18, revision submitted 2020-05-05].

Hagopian CO, Hagopian TM, Wolfswinkel EM, Ades TB, Stevens WG. Information behavior of women considering primary breast augmentation surgery, a crowdsourcing study [unpublished manuscript; not yet submitted for peer-review].

Presentations and testimony of patients and representatives from patient advocacy groups on information they wish they knew before undergoing breast augmentation surgery with implants and believe all women considering this surgery should know during the March 25-26 2019 Food and Drug Administration (FDA) public advisory committee meeting of the General and Plastic Surgery Devices Panel of the Medical Devices Advisory Committee:

(<https://www.fda.gov/advisory-committees/advisory-committee-calendar/march-25-26-2019-general-and-plastic-surgery-devices-panel-medical-devices-advisory-committee>)

What questions should I ask my plastic surgeon?

[Linked content] Icon array tool links to <http://clinician.iconarray.com>. Risk Science Center and Center for Bioethics and Social Sciences in Medicine, University of Michigan. Accessed 2020-01-08.

What are my next steps?

[Scales]

Légaré F, Kearing S, Clay K, Gagnon S, D'Amours D, Rousseau M, O'Connor AM. Are you SURE? Assessing patient decisional conflict with a 4-item screening test. *Can Fam Physician* 2010;56:e308-314.

O'Connor AM. Validation of a decisional conflict scale. *Med Dec Making* 1995; 15(1): 25-30. The classic psychometric paper.

Appendix

Table. Overview of PDA development process

| | |
|-------------------------------------|--|
| <p>Preliminary work</p> | <p>(1) A needs assessment to define best practice of informed consent in the context of elective aesthetic procedures, explore decisional needs of relevant patients and clinicians, draft a working causal and program theory, and identify a leverage point for improvement; and</p> <p>(2) Design of a 4-phase development process model for creating PDAs that meet certification standards defined by the IPDAS Collaboration and the NQF to replace traditional ICDs for elective aesthetic procedures.</p> <p>Overarching theoretical, conceptual, and operational guidance drew from complexity science, quality improvement, knowledge translation and evidence-based practice. Additional theory and conceptual models inform each phase of the development process model.</p> |
| <p>Prototype development</p> | <p>Guided by the development process model:</p> <p><i>Phase 1: Expert consensus</i> of active members of The Aesthetic Society, board-certified plastic surgeons who specialize in aesthetic (cosmetic) plastic surgery [relevant clinical experts], using a modified Delphi process, a recognized method of establishing professional consensus, to define a core set of informed consent information considered essential for all patients to understand when considering primary breast augmentation surgery with implants [index decision].</p> <p><i>Phase 2: Consumer crowdsourcing</i> survey to learn the information behavior, e-health literacy skills, and knowledge gaps of adult (age 18+) females actively considering the index decision [target audience], and to define the level of detail needed to inform decision-making.</p> <p><i>Phase 3: Drafting of PDA prototype.</i> Initial drafting of the PDA was done following the first Delphi round. The PDA was refined with each iterative cycle of the development process. Final drafting of the PDA prototype followed the consumer crowdsourcing survey. Phases (1) and (2) helped to specify a search strategy for selecting evidence to further inform the final content of the PDA.</p> <p><i>Phase 4: Preliminary evaluation (alpha testing)</i> for (1) Expert medical review, (2) acceptability of (a) the PDA prototype to relevant medical experts and to relevant patient experts* [Breast implant patient advocates, have previously faced the index decision] and (b) the development process to relevant medical experts, (3) quality of the PDA prototype, and (4) fidelity of the development process.</p> |
| <p>Next steps</p> | <p>Beta (field) testing:</p> <p>Acceptability to primary end-users (clinicians involved in counseling patients on the index decision and patients actively considering the index decision), both clinicians internal and external to development process</p> <p>Effectiveness (decision quality, informed consent process)</p> <p>Comparative effectiveness evaluation: PDA compared to usual care (traditional ICD)</p> |

PDA, patient decision aid. IPDAS, International Patient Decision Aid Standards. NQF, National Quality Forum. ICD, informed consent document. *Proposed.

Table. Overview of PDA design with recommendations

| Element | Comments | Recommendations |
|-------------------------|---|---|
| Structure | <p>Each section [content block] is guided by an overarching question contextualized to the decisional timeline and includes:</p> <ul style="list-style-type: none"> the relevant decision or decisions necessary to consider; the essential information needed to make a decision; details about why the information is important or how it should specifically inform the patients' decision-making | <p>If prototype is acceptable to end-users (plastic surgeons and patients), consider spreading to additional elective aesthetic procedures with the ultimate goal being a database containing procedure-specific content blocks.</p> <p>Apply the strategy of mass customization for building educational informed consent modules tailored to the specific needs of the individual patient, e.g., considering primary breast augmentation and liposuction.</p> |
| Format | <p>PDF, can be viewed digitally or as a printed document</p> <p>Content blocks are color-coded for easy identification of the relevant decision</p> | <p>Scaling-up to an interactive, web-based platform with:</p> <ul style="list-style-type: none"> Foundational content providing the general structure of the PDA (e.g., How to prepare for decision-making, Is plastic surgery right for me, etc.) Procedure-specific content blocks interactive, defined as allows for user input, (both patient and practice-specific) Modifiable to populate relevant procedure-specific content when the procedure content block is selected, and interactive to allow for patient and practice-specific input. <p>Consider changing color coding to make all foundational content a single anchor color and procedure-specific content different colors, e.g., primary breast augmentation [purple], liposuction [blue]</p> |
| Mode of delivery | <p>Designed to integrate into routine clinical practice as a replacement to traditional informed consent documents</p> <p>Pre-encounter (prepare for decision-making) and during consultation and informed consent process (facilitate shared decision-making)</p> | <p>A permanent link for where this PDA can be accessed will be included once known--will submit to Ottawa Inventory; consider housing it on The Aesthetic Society Smart Beauty Guide website.</p> <p>Sustainability considerations: integrate with EHR platforms for real-time documentation of progressive patient learning and informed consent</p> |

PDA, patient decision aid. EHR, electronic health record.